




IN100CE



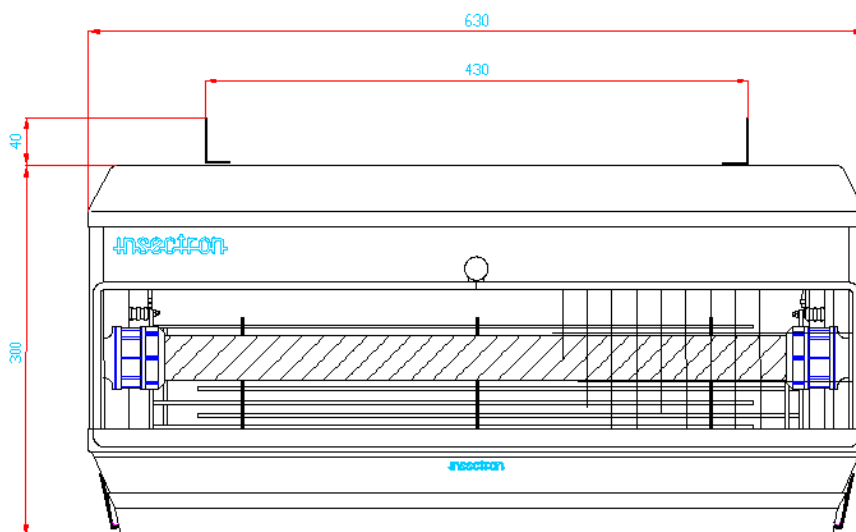
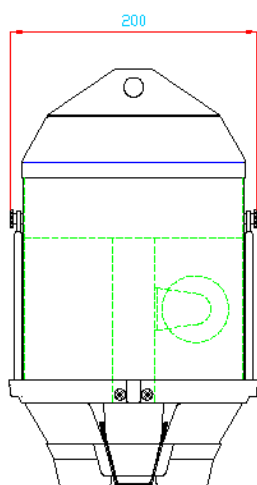
IN100CG



IN100WE



IN100WG



Type	IN100 CE	IN100CG	IN100WE	IN100WG
Length x height x width	63 x 47,5 x 20 cm	63 x 47,5 x 20 cm	63 x 47,5 x 20 cm	63 x 47,5 x 20 cm
Weight	10 kg	10 kg	10 kg	10 kg
Connection voltage	230V/240V (50Hz)	230V/240V (50Hz)	230V/240V (50Hz)	230V/240V (50Hz)
Effective surface area	100m <sup>2</sup>	100m <sup>2</sup>	100m <sup>2</sup>	100m <sup>2</sup>
UV-A lamps	1x 18W or 1x 20W	1x 18W or 1x 20W	1x 18W or 1x 20W	1x 18W or 1x 20W
Green lamps	Option	Option	Option	Option
Power consumption	45W maximum	35W maximum	45W maximum	35W maximum
Wall-mounted	No	No	Yes	Yes
Protection class	IP54	IP54	IP54	IP54
Suitable for use in wet, dusty or explosive environments	No	No	No	No